SV2PR/FL
KammBar
Instructions

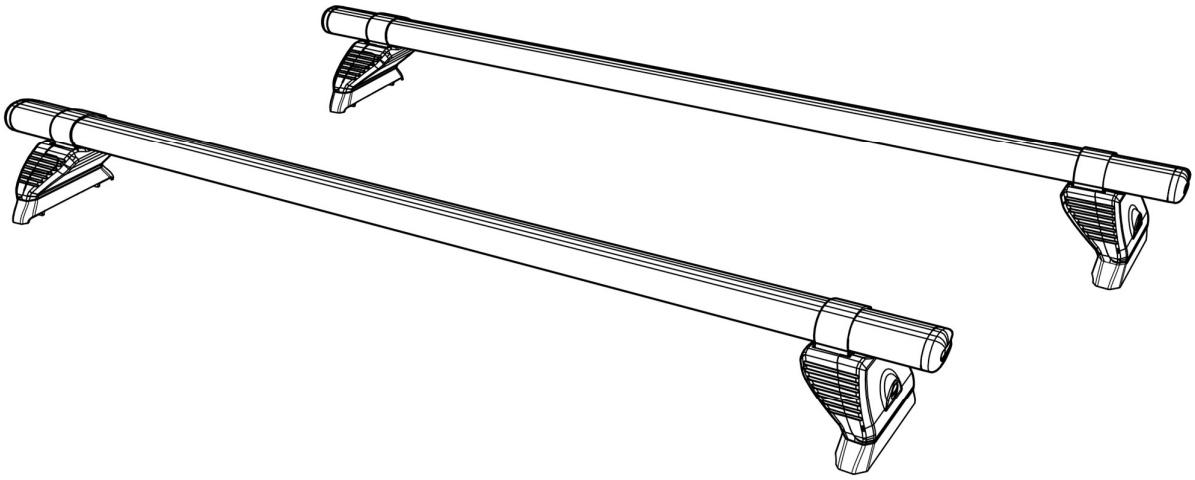

CITY CRASH
According to ISO/ PAS 11154:2006

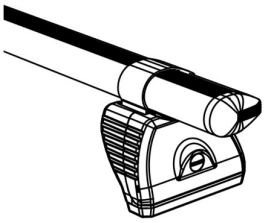

KammBar Pro x 1

2.2kg/4.9lbs

Max

75kg/165lbs



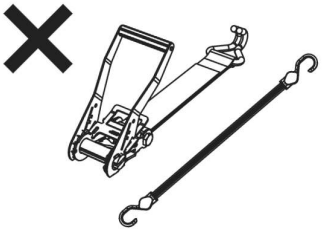



KammBar Pro

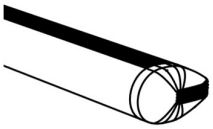

SA421 x 2 ☐

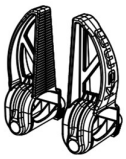

KLS2 x 1 ☐

SA397 x 2 ☐

SA398 x 2 ☐

KammBar Black

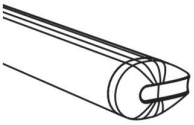

SA539 x 2 ☐

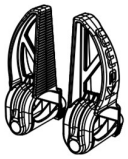

KLS2 x 1 ☐

SA397 x 2 ☐

SA398 x 2 ☐

Fitting Kit

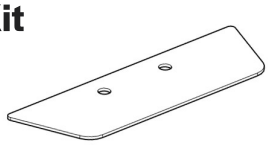

PS619 x 2 ☐

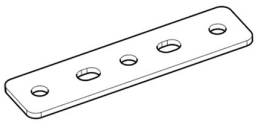

PS023 x 4 ☐

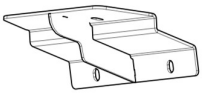

SW564 x 2 ☐

FN006 (M8) x 4 ☐

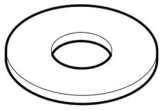

FW002 (M8x21) x 14 ☐

FW020 (M8) x 10 ☐

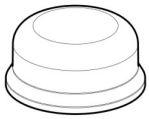

PS414 (M8) x 4 ☐

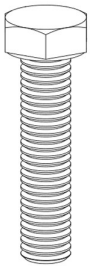

FS081 (M8 x 50) x 4 ☐



FS066 (M8 x 40) x 2 ☐

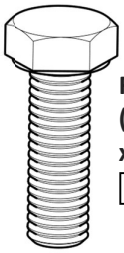

FS015 (M8 x 25) x 4 ☐

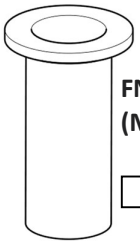

FN079 (M8) x 4 ☐

FT01 x 1 ☐

1.

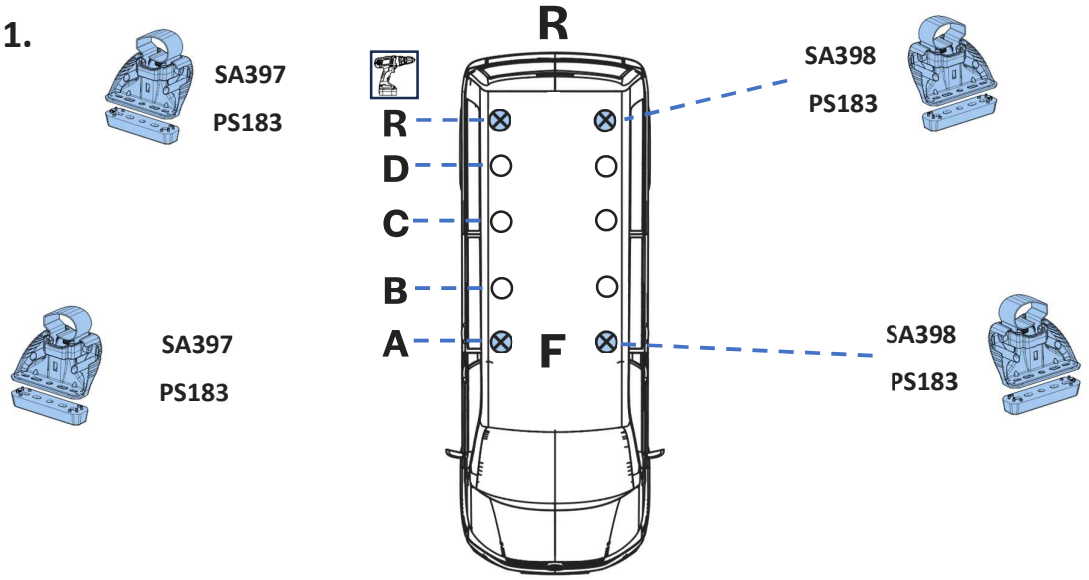
SA397
PS183
R
R
D
C
B
A
F
SA398
PS183
SA397
PS183
SA398
PS183

2. A/B/C

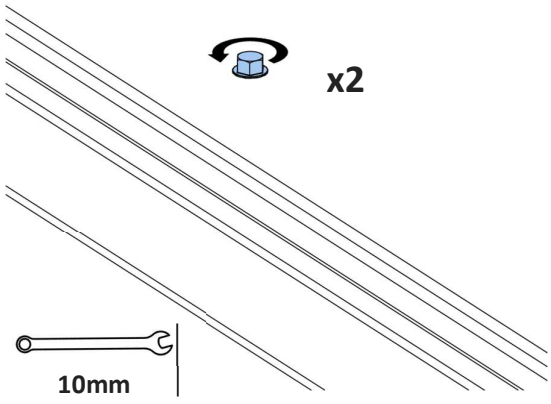
x2
10mm

3.

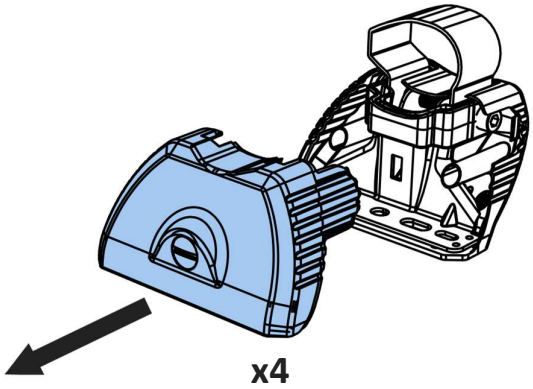
x4

4.

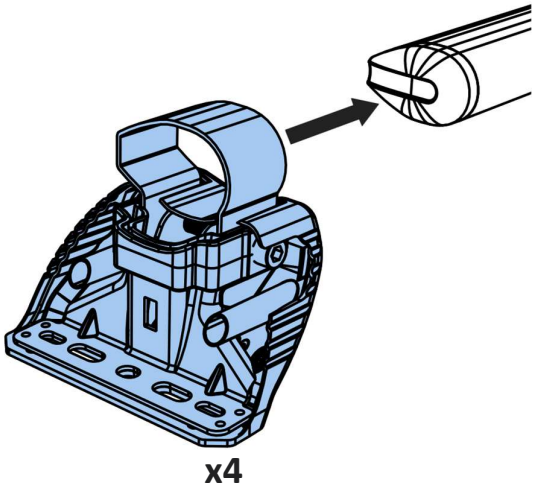
x4

5.

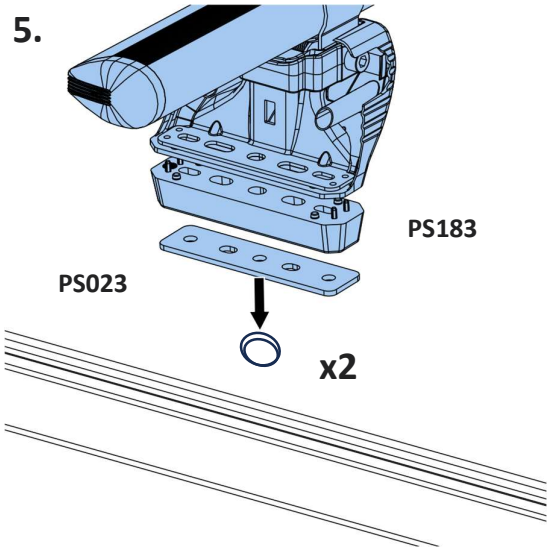
PS183
PS023
x2

6.

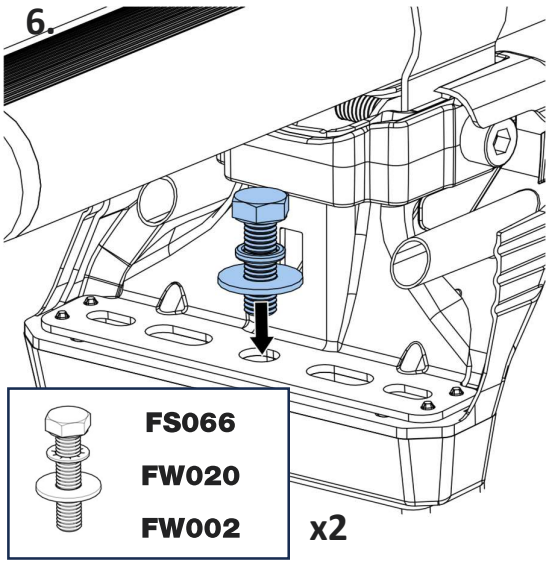

7.

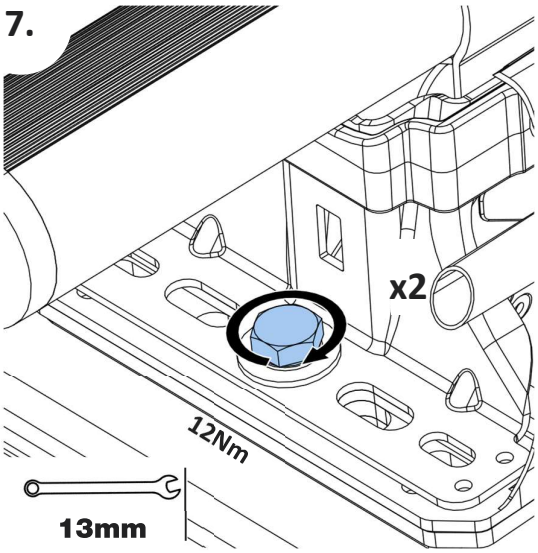

8.

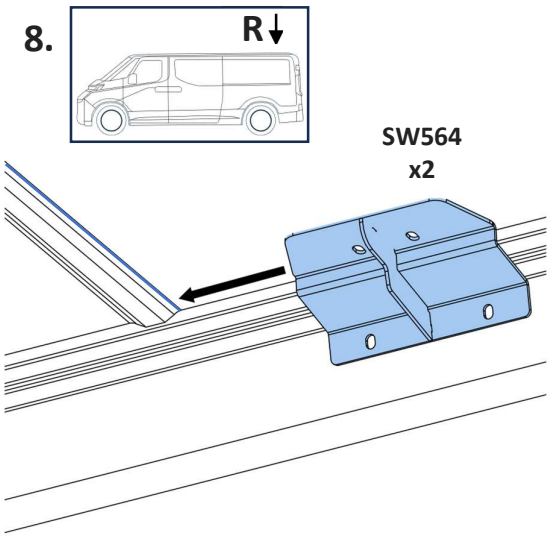

9.

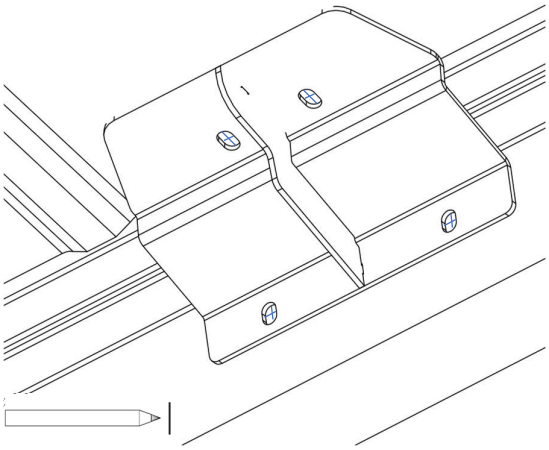

10.

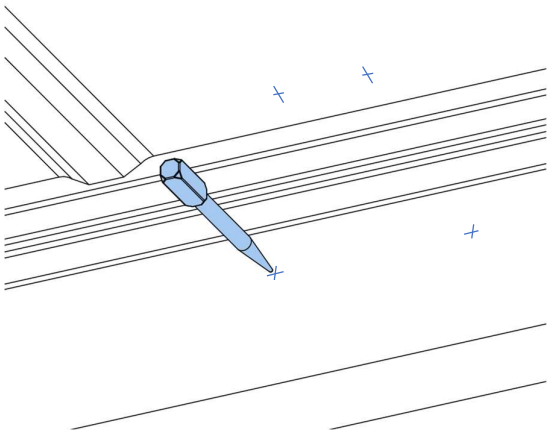

11.

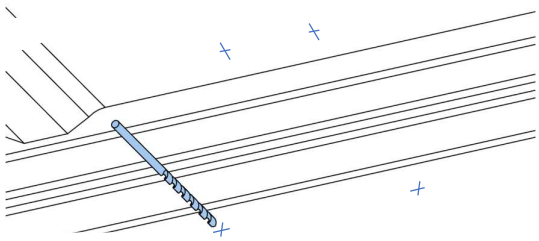

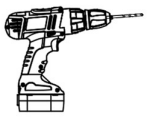

1st - Ø 3mm
2nd – Ø 6mm
3rd - Ø 9mm

12.

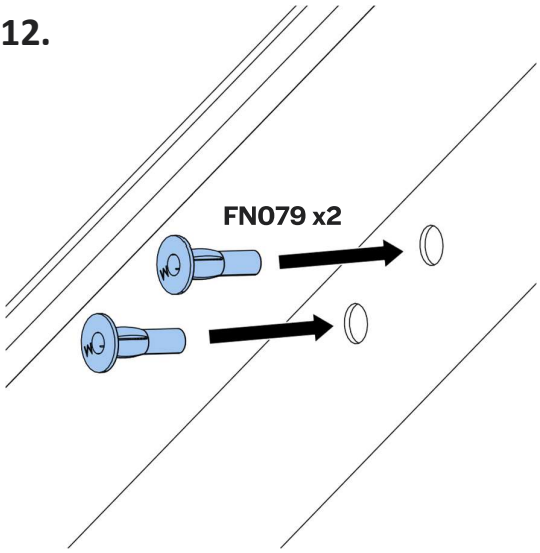

13.

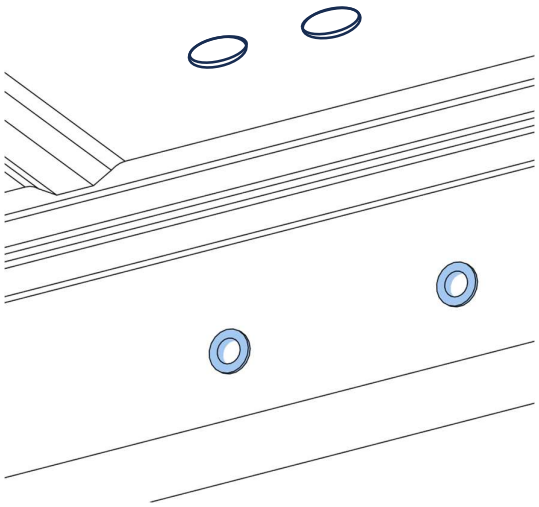

14a.

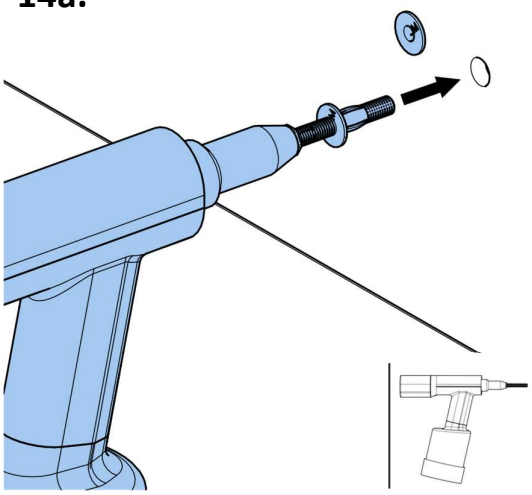

	Option 1: Use Rivet Gun & M8 XL Mandrel.
	Option 1: Benutzen Sie eine Nietpistole & einen M8 XL Zugdorn.
	Option 1 : Utiliser un pistolet à riveter et un mandrin M8 XL.
	Opzione 1: utilizzare una pistola per rivetti e un mandrino M8 XL.
	Opción 1: Use la remachadora y el cabezal M8 XL.
	Opcja 1: należy użyć nitownicy z trzpieniem M8 XL.
	Optie 1: Gebruik Klinknagelpistool & M8 XL Opspandoorn.
	1. opció Használjon szegecselő pisztolyt és M8 XL tüskét.
	Alternativ 1: Använd en nitpistol och en M8 XL borradapter.
	Varianta 1: Použijte nýtovací kladivo a trn M8 XL.
	Vaihtoehto 1: Käytä niittivasaraa ja M8 XL -tuurnaa.
	Alternativ 1: Bruk naglepistol og M8 XL-mandreng.
	Možnosť 1: Použite nitovaciu pištoľ a tŕň M8 XL.

14b.

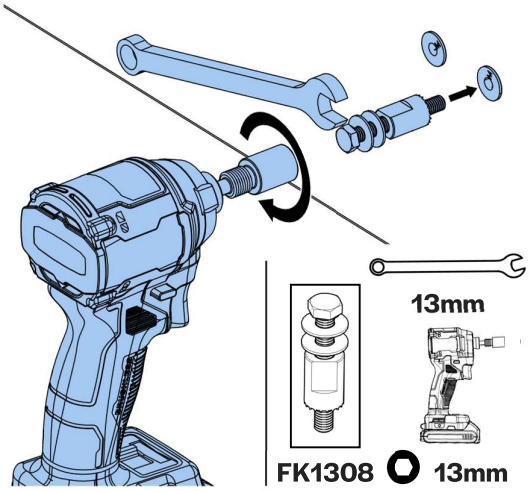

	Option 2: Use Impact Driver.
	Option 2: Benutzen Sie einen Schlagschrauber.
	Option 2 : Utiliser une clé à choc.
	Opzione 2: utilizzare l'avvitatore a percussione.
	Opción 2: Use el atornillador de impacto.
	Opcja 2: należy użyć wkrętarki udarowej.
	Optie 2: Gebruik Slagschroevendraaier.
	2. opció Használjon ütvefúrót.
	Alternativ 2: Använd en slagborrmaskin.
	Varianta 2: Použijte příklepový utahovák.
	Vaihtoehto 2: Käytä iskuväännintä.
	Alternativ 2: Bruk slagskrutrekker.
	Možnosť 2: Použite elektrický uťahovák.

14c.

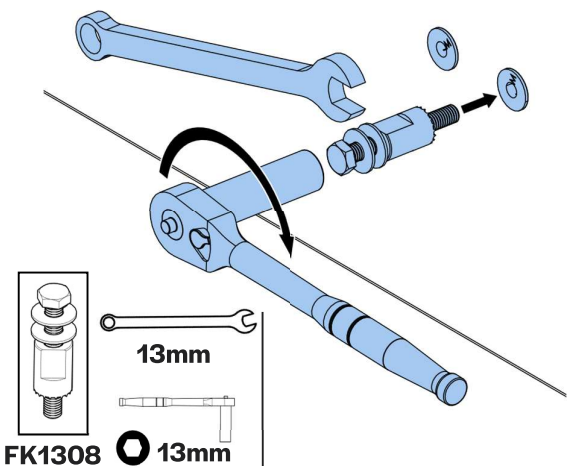

	Option 2: Use Impact Driver.
	Option 2: Benutzen Sie einen Schlagschrauber.
	Option 2 : Utiliser une clé à choc.
	Opzione 2: utilizzare l'avvitatore a percussione.
	Opción 2: Use el atornillador de impacto.
	Opcja 2: należy użyć wkrętarki udarowej.
	Optie 2: Gebruik Slagschroevendraaier.
	2. opció Használjon ütvefúrót.
	Alternativ 2: Använd en slagborrmaskin.
	Varianta 2: Použijte příklepový utahovák.
	Vaihtoehto 2: Käytä iskuväännintä.
	Alternativ 2: Bruk slagskrutrekker.
	Možnosť 2: Použite elektrický uťahovák.

15.

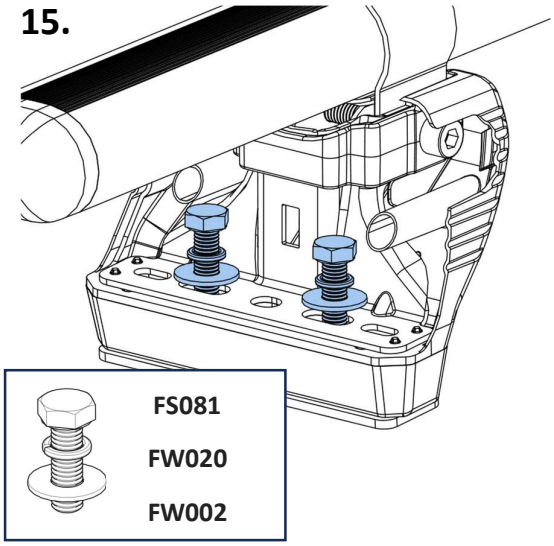

16.

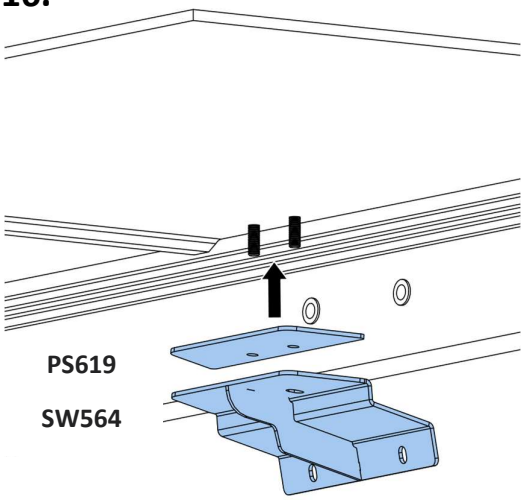

17.

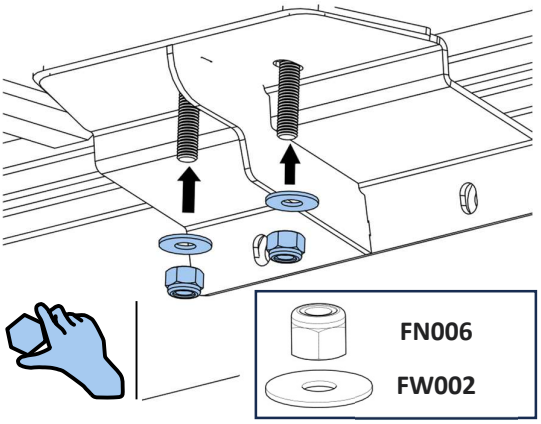

18.

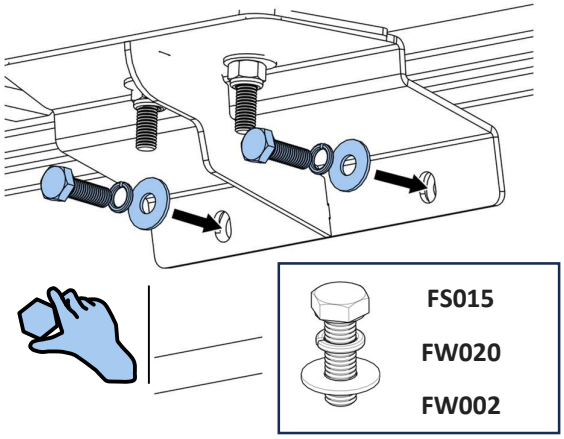

19.

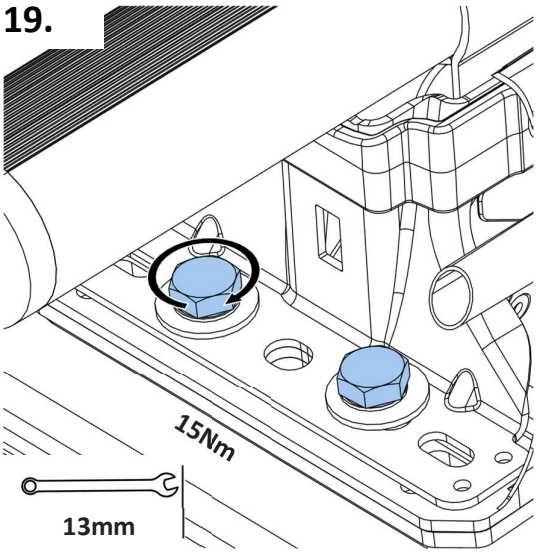

20.

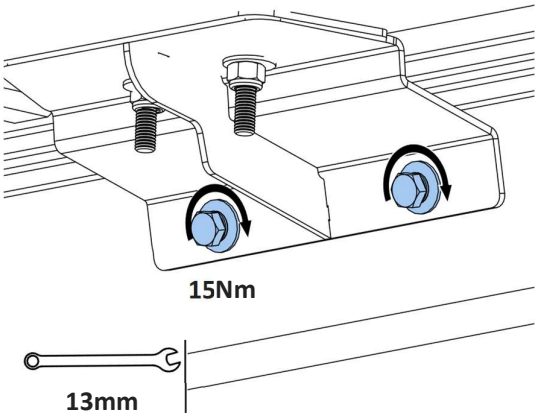

21.

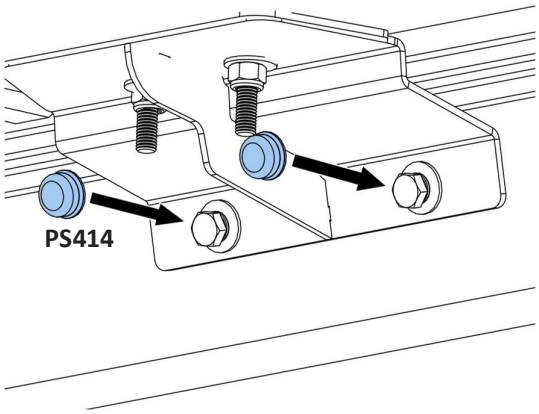

22.

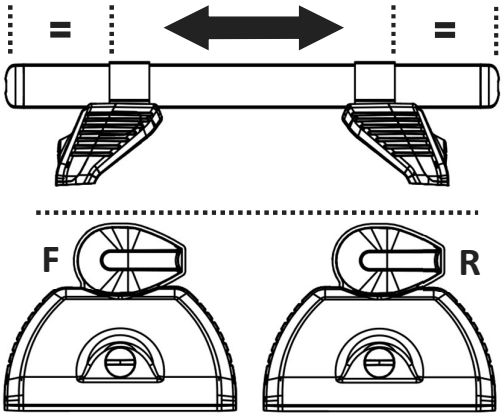

23.

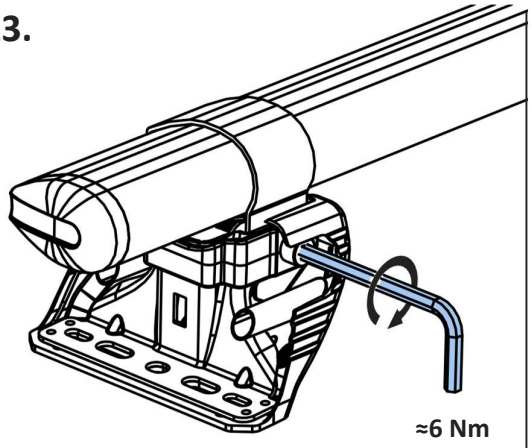

24.

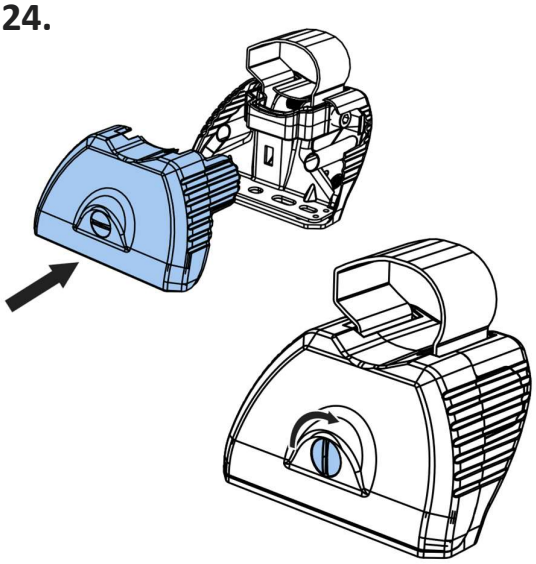

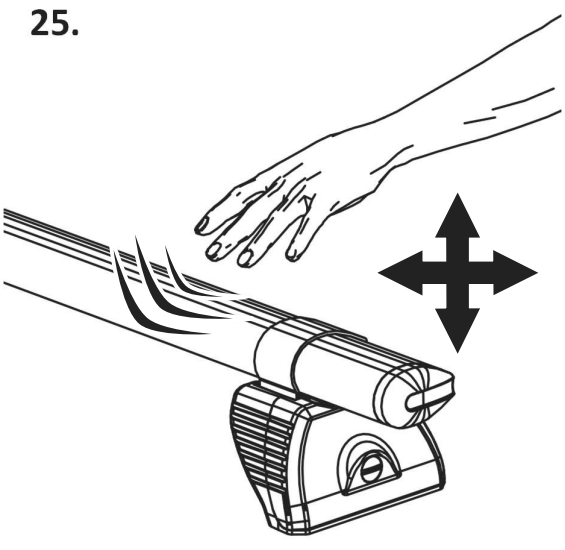
25.

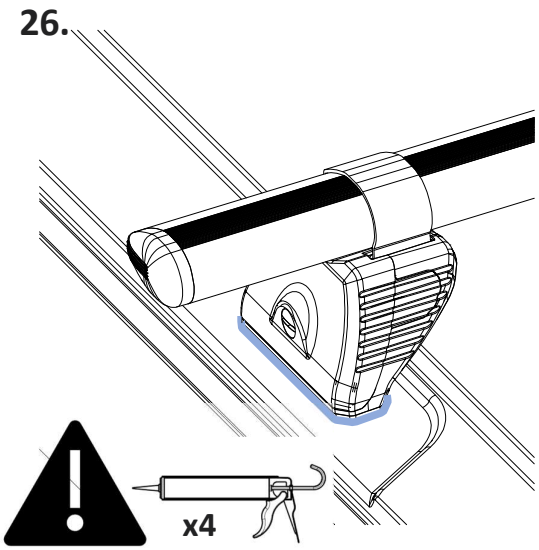
26.
x4