

# Installation Manual

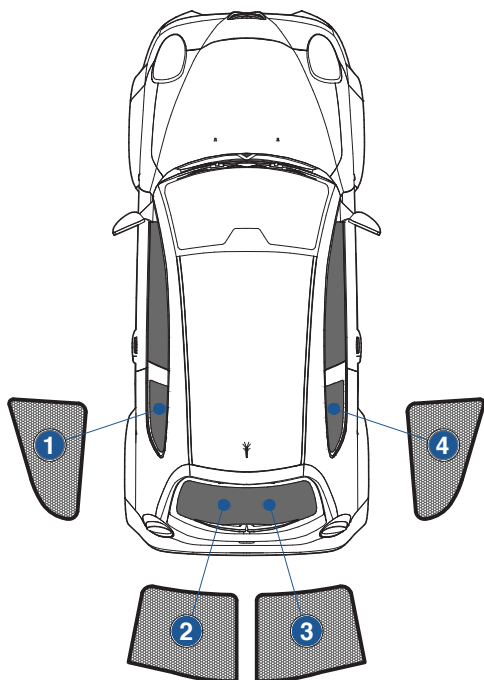
ALFA ROMEO MITO 3DR

AR-MITO-3-A



## COMPONENTS INCLUDED

## SHADES



## FIXING CLIPS



CL-M02 x 4



CL-M14 x 1



# Quarter Light Shade Installation

ALFA ROMEO MITO 3DR  
AR-MITO-3-A

## COMPONENTS NEEDED:



### STEP #1

ATTACH CLIPS ON SHADE EDGES




### STEP #2

INSERT CLIPS BEHIND INTERIOR TRIM



### STEP #3

ENSURE SECURELY FITTED IN PLACE



# Rear Shade Installation

ALFA ROMEO MITO 3DR  
AR-MITO-3-A

## COMPONENTS NEEDED:




### STEP #1

ATTACH CLIPS ON SHADE EDGES



### STEP #2

POSITION THE REAR SHADE



### STEP #3

INSERT CLIPS BEHIND INTERIOR TRIM



### STEP #4

REPEAT THE PROCESS ON OTHER SHADE



### STEP #5

ENSURE SECURELY FITTED IN PLACE

