

Installation Manual

AUDI E-TRON SUV 5DR
AU-ETRO-5-A-18



Shades



Side Shades

Fixing Clips



CL-M02 x 6




CL-M03 x 2



Installation

AUDI E-TRON SUV 5DR
AU-ETRO-5-A-18

Components Needed



Side Shades




CL-M02 x 6



CL-M03 x 2

Side Shade Installation

STEP 1



STEP 2



Shade fits from the outside of the vehicle

STEP 3




STEP 4



STEP 5



STEP 6



Installation

AUDI E-TRON SUV 5DR
AU-ETRO-5-A-18



Side Shade Installation

STEP 7



STEP 8



STEP 9



Repeat this whole process for the other side