

# Installation Manual

DACIA SANDERO STEPWAY  
DAC-SAND-5-B-18



## COMPONENTS INCLUDED



## FIXING CLIPS



CL-M05 x 4



CL-T01 x 1



# Side Shade Installation

DACIA SANDERO STEPWAY  
DAC-SAND-5-B-18

## COMPONENTS NEEDED:




### STEP #1

INSERT CLIPS INSIDE WEATHERSTRIP




### STEP #2

POSITION THE SIDE SHADE




### STEP #3

ATTACH SIDE SHADE BEHIND CLIPS



### STEP #4

ENSURE SECURELY FITTED IN PLACE



**CAR**  
SHADES