

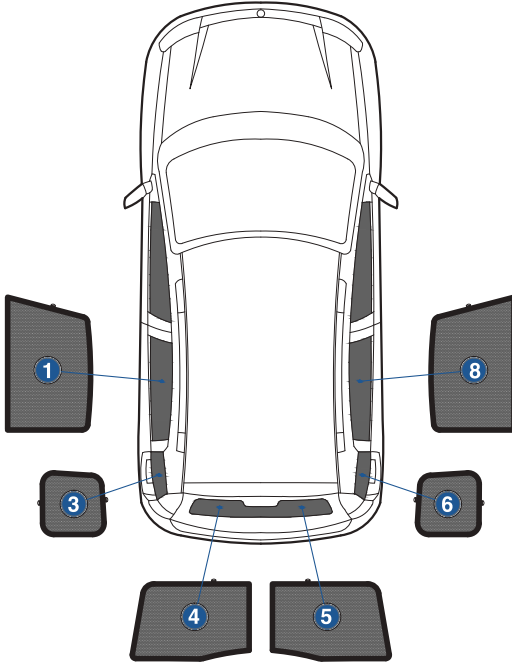
# Installation Manual

FIAT PANDA 5DR  
FIA-PAND-5-B



## COMPONENTS INCLUDED

## SHADES



## FIXING CLIPS



CL-M02 x 6



CL-M05 x 4



CL-M14 x 1



CL-T01 x 1

# Side Shade Installation

FIAT PANDA 5DR  
FIA-PAND-5-B

## COMPONENTS NEEDED:



### STEP #1

INSERT CLIPS INSIDE WEATHERSTRIP



### STEP #2

POSITION THE SIDE SHADE




### STEP #3

ATTACH SIDE SHADE BEHIND CLIPS



### STEP #4

ENSURE SECURELY FITTED IN PLACE



**CAR**<sup>®</sup>  
SHADES

# Quarter Light Shade Installation

FIAT PANDA 5DR  
FIA-PAND-5-B

## COMPONENTS NEEDED:



### STEP #1

ATTACH CLIPS ON SHADE EDGES



### STEP #2

INSERT CLIPS BEHIND INTERIOR TRIM



### STEP #3

ENSURE SECURELY FITTED IN PLACE



# Rear Shade Installation

FIAT PANDA 5DR  
FIA-PAND-5-B


## COMPONENTS NEEDED:



### STEP #1 ATTACH CLIPS ON SHADE EDGES



### STEP #2 POSITION THE REAR SHADE



### STEP #3 INSERT CLIPS BEHIND INTERIOR TRIM



### STEP #4 REPEAT THE PROCESS ON OTHER SHADE



### STEP #5 ENSURE SECURELY FITTED IN PLACE

