

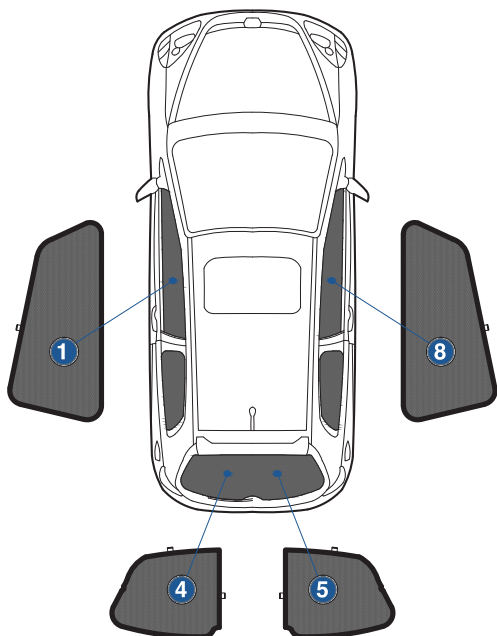
Installation Manual

HONDA CIVIC 3DR
HON-CIVI-3-A



COMPONENTS INCLUDED

SHADES



FIXING CLIPS



CL-M02 x 2



CL-M14 x 1



Side Shade Installation

HONDA CIVIC 3DR
HON-CIVI-3-A

COMPONENTS NEEDED:




STEP #1

POSITION THE SIDE SHADE



STEP #2

ENSURE SECURELY FITTED IN PLACE



Rear Shade Installation

HONDA CIVIC 3DR
HON-CIVI-3-A

COMPONENTS NEEDED:



STEP #1

ATTACH CLIPS ON SHADE EDGES



STEP #2

POSITION THE REAR SHADE



STEP #3

INSERT CLIPS BEHIND INTERIOR TRIM




STEP #4

REPEAT THE PROCESS ON OTHER SHADE



STEP #5

ENSURE SECURELY FITTED IN PLACE



CAR
SHADES