

Installation Manual

HYUNDAI SANTA FE 5DR
HYU-SANT-5-B-18



COMPONENTS INCLUDED

FIXING CLIPS



CL-M02 x 4



CL-M13 x 4



Side Shade Installation


HYUNDAI SANTA FE 5DR
HYU-SANT-5-B-18

COMPONENTS NEEDED:



STEP #1

ATTACH CLIPS ON SHADE EDGES




STEP #2

POSITION THE SIDE SHADE




STEP #3

INSERT CLIPS INSIDE WEATHERSTRIP



STEP #4

ENSURE SECURELY FITTED IN PLACE



CAR
SHADES