

Installation Manual

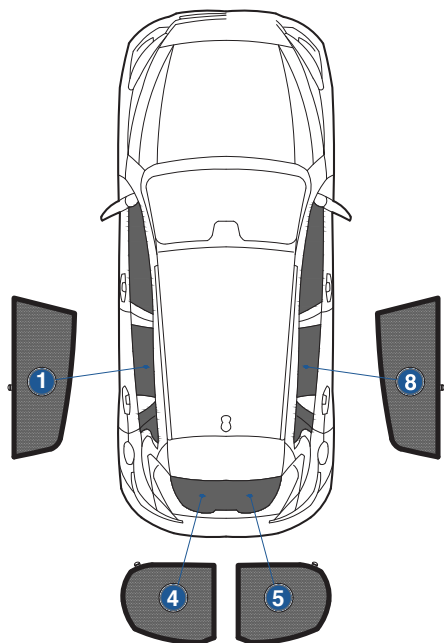
INFINITI Q30 5DR

INF-Q30-5-A



COMPONENTS INCLUDED

SHADES



FIXING CLIPS



CL-M11 x 6



CL-M12 x 4



CL-M14 x 1



CL-T01 x 1

Side Shade Installation

INFINITI Q30 5DR
INF-Q30-5-A

COMPONENTS NEEDED:




STEP #1

INSERT CLIPS INSIDE WEATHERSTRIP



STEP #2

POSITION THE SIDE SHADE




STEP #3

ATTACH SIDE SHADE BEHIND CLIPS



STEP #4

ENSURE SECURELY FITTED IN PLACE



CAR[®]
SHADES

Rear Shade Installation

INFINITI Q30 5DR
INF-Q30-5-A

COMPONENTS NEEDED:




STEP #1

ATTACH CLIPS ON SHADE EDGES




STEP #2

POSITION THE REAR SHADE




STEP #3

INSERT CLIPS BEHIND INTERIOR TRIM




STEP #4

REPEAT THE PROCESS ON OTHER SHADE



STEP #5

ENSURE SECURELY FITTED IN PLACE



CAR
SHADES