

Installation Manual

LEXUS GS 4 DOOR
LEX-GS-4-A



COMPONENTS INCLUDED




x 2



x 2

FIXING CLIPS



CL-M01 x 2





CL-P03 x 4



CL-W01 x 1



SIDE SHADE INSTALLATION



SIDE SHADE INSTALLATION

