

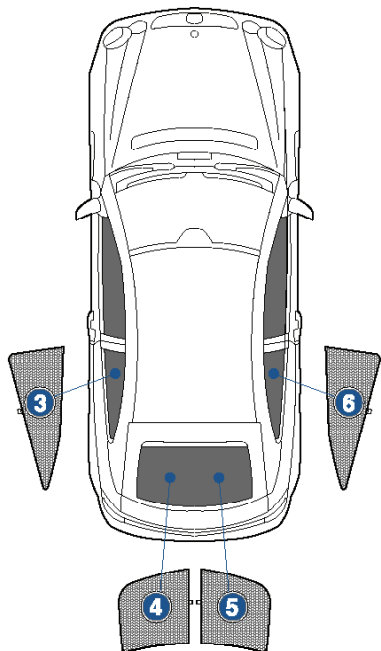
Installation Manual

MERCEDES C CLASS 2DR COUPE
MB-CCLS-2-D



COMPONENTS INCLUDED

SHADES



FIXING CLIPS



CL-M02 x 2



CL-M13 x 2



CL-M14 x 1



Quarter Light Shade Installation

MERCEDES C CLASS 2DR COUPE
MB-CCLS-2-D

COMPONENTS NEEDED:



STEP #1

ATTACH CLIPS ON SHADE EDGES




STEP #2

INSERT CLIPS BEHIND INTERIOR TRIM



STEP #3

ENSURE SECURELY FITTED IN PLACE




CAR
SHADES

Rear Shade Installation

MERCEDES C CLASS 2DR COUPE
MB-CCLS-2-D

COMPONENTS NEEDED:




STEP #1

ATTACH CLIPS ON SHADE EDGES



STEP #2

POSITION THE REAR SHADE



STEP #3

INSERT CLIPS BEHIND INTERIOR TRIM



STEP #4

REPEAT THE PROCESS ON OTHER SHADE



STEP #5

ENSURE SECURELY FITTED IN PLACE



CAR
SHADES