

Installation Manual

POLESTAR 2 5DR
POL-TWO-5-A-18



Shades



Side Shades

Fixing Clips



CL-M02 x 4



CL-M03 x 4



Installation

POLESTAR 2 5DR
POL-TWO-5-A-18

Components Needed



Side Shades




CL-M02 x 4



CL-M03 x 4

Side Shade Installation

STEP 1



STEP 2




Shade must be fitted from the outside

STEP 3



STEP 4



STEP 5



STEP 6




Installation

POLESTAR 2 5DR
POL-TWO-5-A-18



Side Shade Installation

STEP 7



STEP 8



STEP 9



STEP 10



Repeat this whole process for the other side