

# Installation Manual

VOLVO XC 90 5DR  
VOL-XC90-5-B-18



## COMPONENTS INCLUDED

## FIXING CLIPS



CL-M01 x 2




CL-M13 x 4



# Side Shade (A) Installation

VOLVO XC 90 5DR  
VOL-XC90-5-B-18

COMPONENTS NEEDED:



## STEP #1

ATTACH CLIPS ON SHADE EDGES




## STEP #2

POSITION THE SIDE SHADE




## STEP #3

INSERT CLIPS BEHIND INTERIOR TRIM



## STEP #4


ENSURE SECURELY FITTED IN PLACE



# Side Shade (B) Installation

VOLVO XC 90 5DR  
VOL-XC90-5-B-18

COMPONENTS NEEDED:



**STEP #1**

POSITION THE SIDE SHADE



**STEP #4**

ENSURE SECURELY FITTED IN PLACE

