



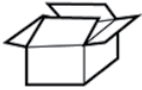
# INSTALLATION INSTRUCTIONS



Golf Mk4 Estate

VW-GOLF-E-D

## Parts List



x2



x2



x1



x1



x2



x2


**A**



x4


**B**

# INSTALLATION INSTRUCTIONS - VW-GOLF-E-



# INSTALLATION INSTRUCTIONS - VW-GOLF-E-D

1



2



Position shade into place. No fixing clips required

3




# INSTALLATION INSTRUCTIONS - VW-GOLF-E-D

1 Attach clips to each shade



2



3

