

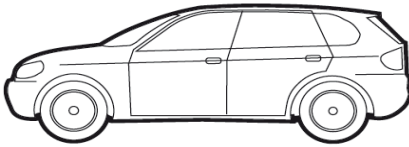
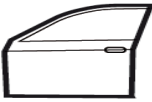

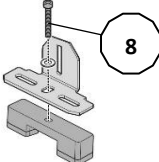


|  | FIX 207 FP | | 50002520000 | |
|---|---|--|---|---|
|  |  |  |  |  |
| BRAND | MODEL | DOORS | YEAR | SCREW |
| CITROEN | Berlingo II (B9) / Berlingo II (B9)Van / Berlingo II (B9) XTR | 5 | 08>18 | 8x40 |
| CITROEN | Berlingo III / Berlingo III XL | 5 | 18> | 8x40 |
| OPEL / VAUXHALL | Combo (E) | 5 | 18> | 8x40 |
| PEUGEOT | Partner II | 5 | 08>18 | 8x40 |
| PEUGEOT | Partner III | 5 | 18> | 8x40 |
| PEUGEOT | Rifter | 5 | 18> | 8x40 |
| TOYOTA | ProAce City | 5 | 18> | 8x40 |
| TOYOTA | ProAce City Verso (K0) | 5 | 18> | 8x40 |
| VOLKSWAGEN | Caravelle (T6) | 5 | 15> | 6x40 |
| VOLKSWAGEN | Transporter (T5) | 5 | 03>15 | 6x40 |
| VOLKSWAGEN | Transporter (T6) | 5 | 15> | 6x40 |