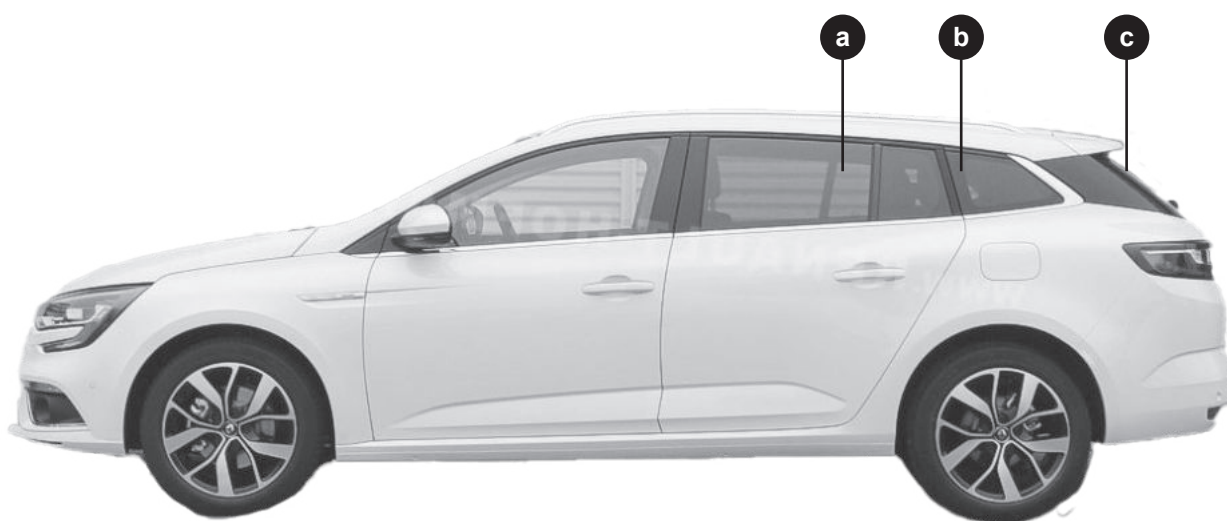


## Renault Mégane Grandtour (2016-)

Artikel Nummer: 10051-abc



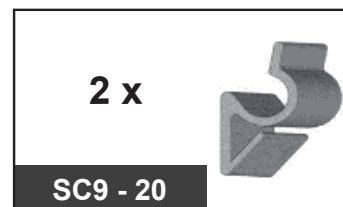
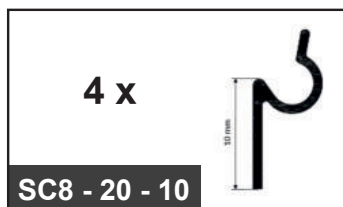
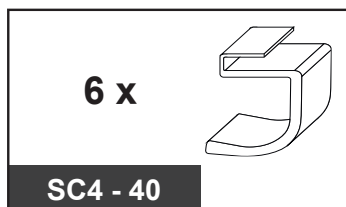
2x **a**



2 x **b**



1 x **c**



# D MONTAGEANLEITUNG



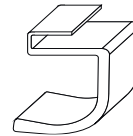
- GB** INSTALLATION INSTRUCTIONS   **ES** INSTRUCCIONES DE MONTAJE   **F** INSTRUCTIONS DE MONTAGE  
**I** MANUALE DI INSTALLAZIONE   **NL** INSTRUCTIES VOOR DE INSTALLATIE   **DK** INSTALLATIONSVEJLEDNING

2 x



a

6 x



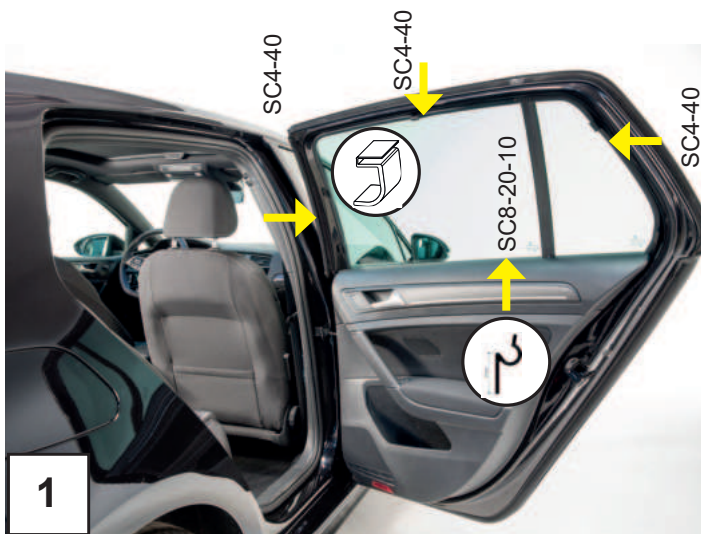


SC4 - 40

2 x



SC8 - 20 - 10



Date: 04-02-2020

- DK** INSTALLATIONSVEJLEDNING   **CZ** POKYNY K INSTALACI   **PL** INSTRUKCJE MONTAŻU  
**RU** ИНСТРУКЦИИ ПО УСТАНОВКЕ   **HU** BESZERELÉSI ÚTMUTATÓ


[www.climair.de](http://www.climair.de)

# D MONTAGEANLEITUNG

SONNIBOY  
ClimAir

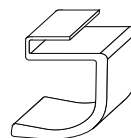
**GB** INSTALLATION INSTRUCTIONS   **ES** INSTRUCCIONES DE MONTAJE   **F** INSTRUCTIONS DE MONTAGE  
**I** MANUALE DI INSTALLAZIONE   **NL** INSTRUCTIES VOOR DE INSTALLATIE   **DK** INSTALLATIONSVEJLEDNING

2 x



a

6 x




SC4 - 40

2 x



SC8 - 20 - 10



Date: 04-02-2020

**DK** INSTALLATIONSVEJLEDNING   **CZ** POKYNY K INSTALACI   **PL** INSTRUKCJE MONTAŻU  
**RU** ИНСТРУКЦИИ ПО УСТАНОВКЕ   **HU** BESZERELÉSI ÚTMUTATÓ

[www.climair.de](http://www.climair.de)

# D MONTAGEANLEITUNG

SONNIBOY  
ClimAir

**GB** INSTALLATION INSTRUCTIONS   **ES** INSTRUCCIONES DE MONTAJE   **F** INSTRUCTIONS DE MONTAGE  
**I** MANUALE DI INSTALLAZIONE   **NL** INSTRUCTIES VOOR DE INSTALLATIE   **DK** INSTALLATIONSVEJLEDNING

2 x




b

2 x



SC8 - 20 - 10



Date: 04-02-2020

**DK** INSTALLATIONSVEJLEDNING   **CZ** POKYNY K INSTALACI   **PL** INSTRUKCJE MONTAŻU  
**RU** ИНСТРУКЦИИ ПО УСТАНОВКЕ   **HU** BESZERELÉSI ÚTMUTATÓ

[www.climair.de](http://www.climair.de)

# D MONTAGEANLEITUNG

SONNIBOY  
ClimAir

**GB** INSTALLATION INSTRUCTIONS   **ES** INSTRUCCIONES DE MONTAJE   **F** INSTRUCTIONS DE MONTAGE  
**I** MANUALE DI INSTALLAZIONE   **NL** INSTRUCTIES VOOR DE INSTALLATIE   **DK** INSTALLATIONSVEJLEDNING


1 x



2 x



SC9 - 20



Date: 04-02-2020

**DK** INSTALLATIONSVEJLEDNING   **CZ** POKYNY K INSTALACI   **PL** INSTRUKCJE MONTAŻU  
**RU** ИНСТРУКЦИИ ПО УСТАНОВКЕ   **HU** BESZERELÉSI ÚTMUTATÓ

[www.climair.de](http://www.climair.de)

# D MONTAGEANLEITUNG

SONNIBOY  
ClimAir

**GB** INSTALLATION INSTRUCTIONS   **ES** INSTRUCCIONES DE MONTAJE   **F** INSTRUCTIONS DE MONTAGE  
**I** MANUALE DI INSTALLAZIONE   **NL** INSTRUCTIES VOOR DE INSTALLATIE   **DK** INSTALLATIONSVEJLEDNING



1 x



2 x



SC9 - 20



Date: 04-02-2020

**DK** INSTALLATIONSVEJLEDNING   **CZ** POKYNY K INSTALACI   **PL** INSTRUKCJE MONTAŻU  
**RU** ИНСТРУКЦИИ ПО УСТАНОВКЕ   **HU** BESZERELÉSI ÚTMUTATÓ

[www.climair.de](http://www.climair.de)

tusind tak      tack så mycket  
merci beaucoup      heel erg bedankt  
muchas gracias      grazie mille  
labai ačiū      Thank you very much  
çok teşekkür ederim      большое спасибо  
grazie mille



... für Ihren Einkauf.

Wir freuen uns auf Ihren nächsten Besuch.

Bis dahin können Sie mit uns in Kontakt bleiben über  
Social Media oder abonnieren Sie unseren **Newsletter!**

**ClimAir**<sup>®</sup>  
*ar comfort*



**ClimAir PLAVA Kunststoffe GmbH**

Am Spitzacker 20 -22 D-61184 Karben Telefon +49 (0)6039 - 91 63 - 0

Fax +49 (0)6039 - 2185 E-Mail: [info@climair.de](mailto:info@climair.de)

**[www.climair.de](http://www.climair.de)**